

Communicate Safely and Conveniently with Visitors for Assistance and Remote Entry

Greet visitors from any phone connected to your communication network and allow entry with the simple press of a key. Great for unattended lobbies, front doors, gates, warehouse doors, or anywhere visitors may require assistance.

Install the full duplex capable digital door station anywhere you can run single pair 24 AWG wire. The network connection and door control relay are located securely inside the premise at the Controller location.

Flush or surface mount the door station indoors or outdoors in commercial or public facilities or private residence.



Key Features

SIP

- SIP Endpoint with auto-provisioning capability
- Web interface for remote configuration
- Initiates or accepts calls

Single Pair Digital Door Station

- Single pair 24 AWG wiring up to 1,000 Ft (300 m) from controller
- Flush or surface mount weather-resistant enclosure
- Full duplex capable
- Stainless steel or brass
- Backlit call button

Security & Safety

- Door control relay located securely inside the premise at the Controller location
 - Network connection not exposed outdoors
 - CSA/UL approved for outdoor location
 - Supervised link to door station
- #### Door Sensor & External Call Button
- Door sensor or call button input at controller or door station
 - In-use or call button output at controller or door station
 - Door control relay from controller with available 24 V 300 mA power

Residential or Commercial

- FCC & CISPR22 Class B approval for residential use
- Single pair wiring for easy retrofit
- Equally suited for commercial, residential, or public facility



*Flush-Mounted
8028 SIP
Doorphone
using Brass
Faceplate*

8028 SIP Doorphone


ALGO

Specifications

Compatibility	SIP
Configuration	Web Interface or TFTP Auto-Provisioning
Network Address	DHCP or static IP address
NAT*	STUN Server or Keep-Alive * (Network Address Translation)
Speech	Full Duplex Capable
Codec	G.711
Physical	Separate Controller and Door Station
Controller	
Power	AC Mains Adapter 95-230 V 50/60 Hz Included
Indicators	Power, Door Station Status, In-Use, Door Unlock
Network Connection	RJ45 Jack
Installation	Shelf or wall mounted
Environmental	Dry indoor location
Door Control Connection	5 Position terminal strip
Door Control Power	Available 24 V, 300 mA Strike power +/-
Door Control Relay	Relay C, NO, NC phone keypad activated; Maximum 30 V, 1 A
Door Station Connection	RJ12 Jack Center Pair
Door Station Wiring	24 AWG Twisted Pair to 1000 Ft (300 m)
Auxiliary Input Connection	RJ12 Jack Second Pair
Auxiliary Input Electrical	Detects dry contact closure 24 V 4 mA sensing current
Auxiliary Input Functions	Manual door release; Door control lockout; Door sensor NC (Default) or NO; Call button NC or NO; Disabled
Auxiliary Output Connection	RJ12 Jack Outside Pair

Auxiliary Output Electrical	Normally open switch 180 Ohms active; Maximum 30 V, 50 mA
Auxiliary Output Functions	In-Use (Default); Ringing; Call button pressed; Door unlock; Door open (requires door sensor); Door alarm (requires door sensor); Door sensor NC (Default) or NO; Follow Controller input; Follow Door Station input; Disabled
Door Station	
Power	Provided by Controller link
Wiring	Up to 1000 Ft (300 m) 24 AWG single twisted pair to controller
Signalling	Digital link - bi-directional voice and data
Call Button	Backlit tactile silicon rubber
Connections	6 Position terminal strip - Controller, Aux In, Aux Out
Installation	Flush or surface mounted using supplied plastic bezel; Fits two gang electrical box
Environmental	NEMA 3R Rated for outdoor locations; Ambient temperature -30 to +60° C.
Auxiliary Input Functions	Door sensor NC or NO; Call button NC or NO (Default); Disabled
Auxiliary Input Electrical	Detects dry contact closure 5 V, 1 mA sensing current
Auxiliary Output Functions	In-Use; Ringing; Call button pressed (Default); Door/gate unlock; Door open (requires door sensor); Door alarm (requires door sensor); Door sensor NC (Default) or NO; Follow Controller input; Follow Door Station input; Disabled
Auxiliary Output Electrical	Normally open switch 180 Ohms active; Maximum 30 V, 50 mA

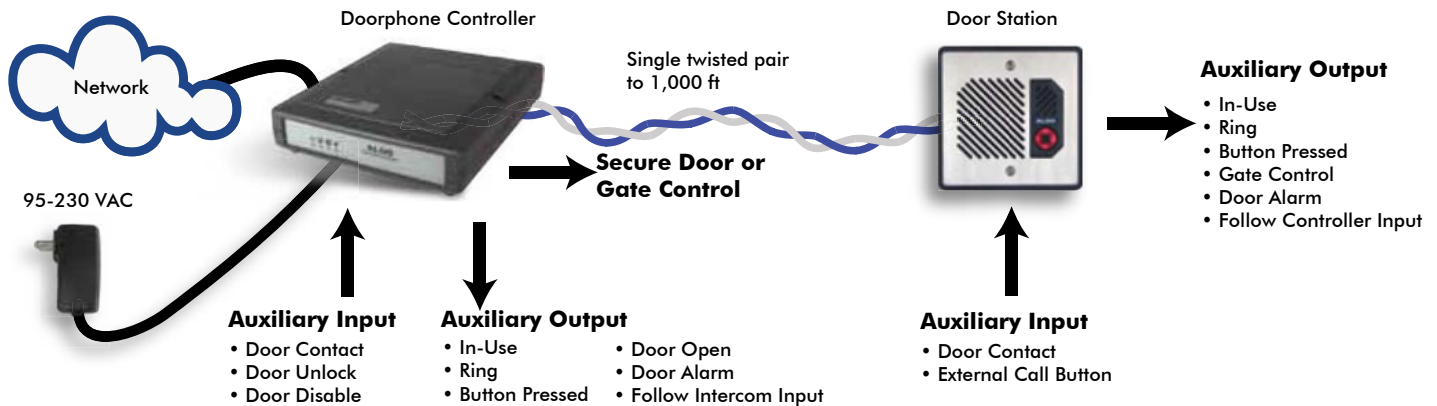
Door Station Dimensions



Surface-Mount Bezel included with all Doorphone Kits



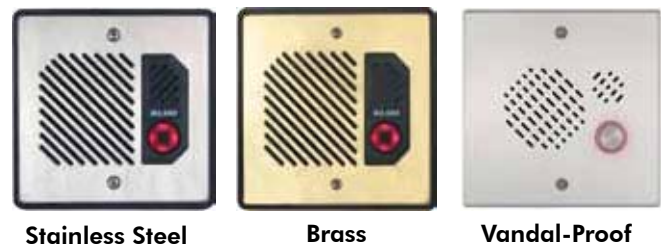
Basic Diagram



Ordering Codes

8028	8028 Doorphone Kit. Includes Controller, Power Supply, Digital Door Station, Stainless Steel & Brass Faceplates, and 6 ft (2m) Network Cable.
8028V	8028 Vandal-Proof Doorphone Kit. Includes Controller, Power Supply, Digital Door Station, Vandal-Proof Faceplate, and 6 ft (2m) Network Cable.

Door Station Faceplate Options



For more information on the 8028 SIP Doorphone, please visit www.algosolutions.com/8028

DC8028-01 July 2011 © Algo Communication Products Ltd. All rights reserved. Algo® is a registered trademark of Algo Communication Products Ltd. Note: Specifications are subject to change without notice. Some features may only be available in specific firmware or hardware releases.

www.algosolutions.com

Algo Communication Products Ltd., 4500 Beedie Street, Burnaby, BC Canada V5J 5L2

Sales & Support: 1-877-884-2546 (USA & Canada) or +1-604-454-3790; sales@algosolutions.com; support@algosolutions.com